

Child Care Connections

July 2023

# FAMILY TIME

# NEWSLETTER



It's all about Family



Here at *Child Care Connections*, we value the Families in our Community and always strive to provide you with the best support services and resources to help you on your parenting journey. This monthly newsletter will include parenting resources and information on important community services, as well as fun at home activities for the whole family!

Have a suggestion or request for an upcoming newsletter?

Contact us at: [amurray@fowinc.org](mailto:amurray@fowinc.org)



CAUTION CAUTION CAUTION

Kids at Work

All kids WANT to help- even though sometimes it doesn't seem like it. Many times we don't let them help even if we could really use it! Why? Because we think it's easier—and faster—to do everyday jobs ourselves. Your child might take 15 minutes to finish a job you can do in one minute. But in 15 minutes your child can learn a lot! Read on to explore different options for letting your kids help out at home.



# BIG JOBS AT HOME


NAEYC, adapted from The Message in a Backpack for N.D. Jones, 2007, "Big Jobs," Teaching Young Children 1(1): 10-12.



## Big Jobs vs Chores


The biggest difference between chores and "Big Jobs" is that chores are assigned to children and Big Jobs are not. Children volunteer to do Big Jobs because they want to help out. Also, Big Jobs are done together with other family members. Teamwork is an important part of doing Big Jobs.

## Learning from Big Jobs



Big Jobs teach children to:

- work with other people
- solve problems
- compromise
- contribute to their family





# Big Job Ideas

Age and developmental appropriateness need to be taken into consideration when deciding on Big Jobs, but here are some ideas-

Cooking and baking—washing and peeling vegetables, stirring muffin batter, tearing lettuce leaves to make salad

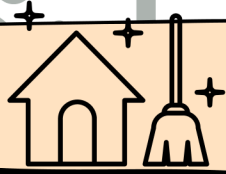
Gardening—digging holes, planting seeds, raking leaves, weeding, watering plants indoors and outdoors

Doing laundry—carrying the laundry basket, sorting, folding, delivering clean clothes to each family member's room

Caring for pets—feeding, brushing, walking, cleaning the cage or aquarium

Cleaning—rinsing dishes, dusting, emptying wastebaskets





## Tips for Big Jobs at Home

- Keep your child safe. Show your child how to safely use equipment like a rake or a vegetable peeler. Stay close by when it is their turn.
- Try to find child-size tools. They make jobs easier and safer.
- Have fun. Remember, your child chose to help out. Keep it enjoyable and they will want to do Big Jobs all the time.
- Talk while you work together. Chat about what you are doing and whatever else your child wants to discuss.
- Show your appreciation for the work family members have done. Say, “Thanks for setting the table, everyone. We are ready for dinner now, and the table looks beautiful.”



# at Home



Take a look at the attached list of some kid sized tools for helping out at home. Also attached are some ideas to make those everyday chores fun!

## In the Community




Orange County Fair  
July 20th-30th  
239 Wisner Ave  
Middletown, NY 10940

Greene County Youth Fair  
July 27th-30th  
Mountain Avenue  
Cairo, NY 12413

Ulster County Fair  
August 1st-6th  
249 Libertyville Road  
New Paltz, NY 12561

Dutchess County Fair  
August 22nd-27th  
6550 Spring Brook Ave.  
Rhinebeck, NY 12572

Columbia County Fair  
August 30th-September 4th  
182 Hudson Avenue  
Chatham, NY 12037



## Exciting News!

Check out the **ALL NEW TINY TIPS** Newsletter!

Enjoy monthly tips and tricks about caring for our youngest population. For more info and to subscribe, Please send an email to:

[askingmissashley@gmail.com](mailto:askingmissashley@gmail.com)



# Big Jobs at Home




Child sized tools are not a requirement however they could be a great incentive to get your kiddos excited about helping!



# WHAT ABOUT CHORES?

## HOW TO MAKE CHORES FUN

Start with small jobs around the house and lots of encouraging words. Aim to work together as a team. And remember, forcing your child to help, will only deter them more. If they seem like they aren't ready, give them time and space before trying again.



### **Clean by Color**

Have your little one pick things up according to color.

### **Race the Clock**

Have your children try to beat their previous cleaning times.

### **Have a Dance Party**

Put on a favorite song for everyone to clean and dance to. Make sure the whole family has specific tasks.

### **Chore Chart**

Keep the jobs easy. Your kids will be excited to mark their progress. Remember to praise your little one for a job well done.

### **Scavenger Hunt**

Make a list of everyday misplaced things. Hand this list over to your children. Set a timer, and see how many items they can put away before the timer goes off. The one who collects the most number of things is the winner and gets a treat.

